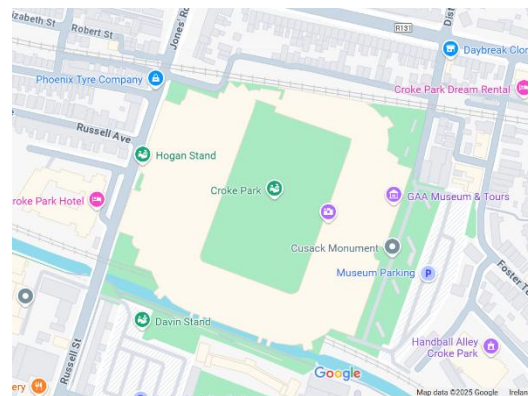


Croke Park Match Visual Guide

Welcome to Croke Park, we hope this document will help you to prepare for your visit to us on match day. We are delighted to collaborate with Child Vision Ireland and Drumcondra Autism Friendly Village on the content of document. The document has been produced following the Vision Sport Ireland “Clear Print Guidelines”.

Location:

Where is Croke Park?



Croke Park Stadium is located on Jones Road, Dublin 3. The stadium is located in Dublin City Centre and is easily accessible.

Google Maps Location: <https://maps.app.goo.gl/kBA8H1mY9u64qu75A>

Tickets

Accessible Area

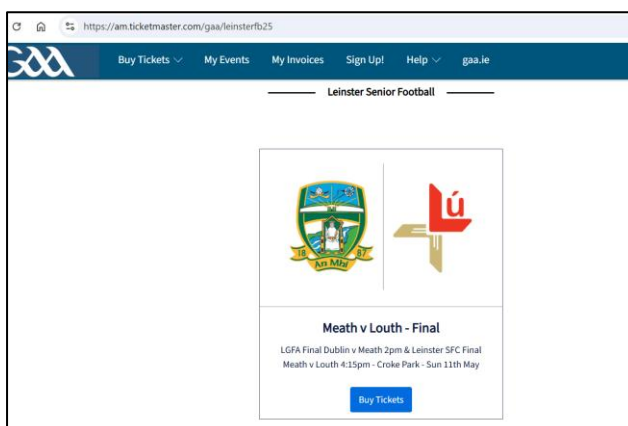


It is recommended that spectators with additional needs purchase tickets for the Lower Cusack Stand. You can find more information about accessibility at this link <https://crokepark.ie/matchday/accessibility>"

Purchasing Tickets

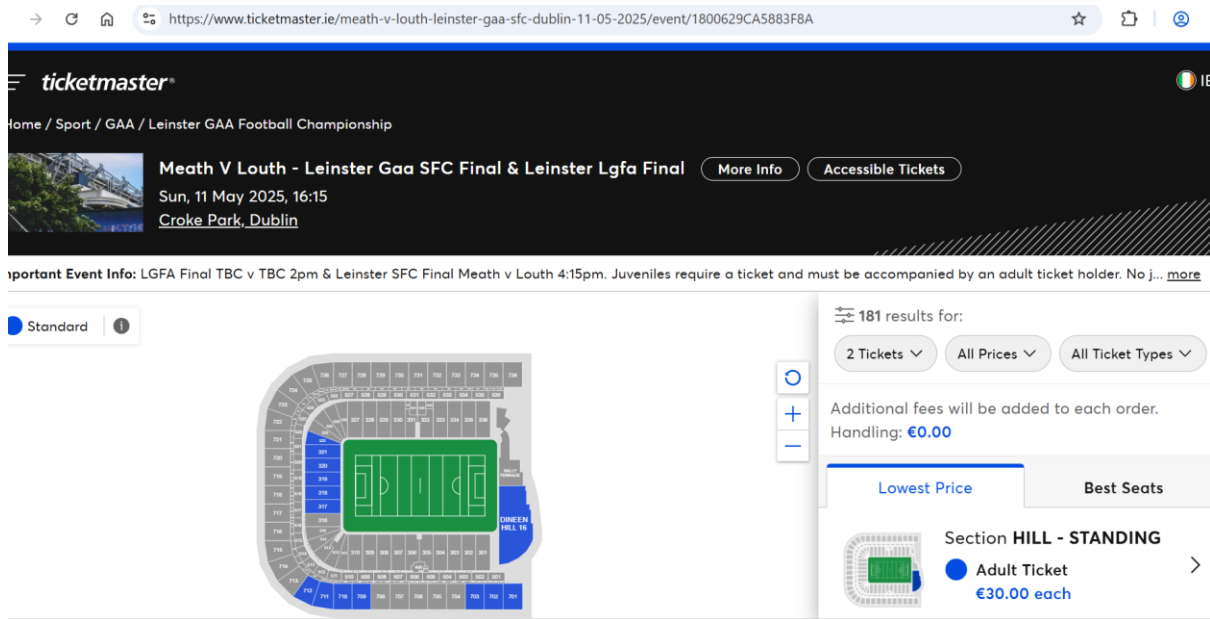
Tickets can be purchased online on www.ticketmaster.ie or through www.gaa.ie

Step 1: Select the game you wish to attend:



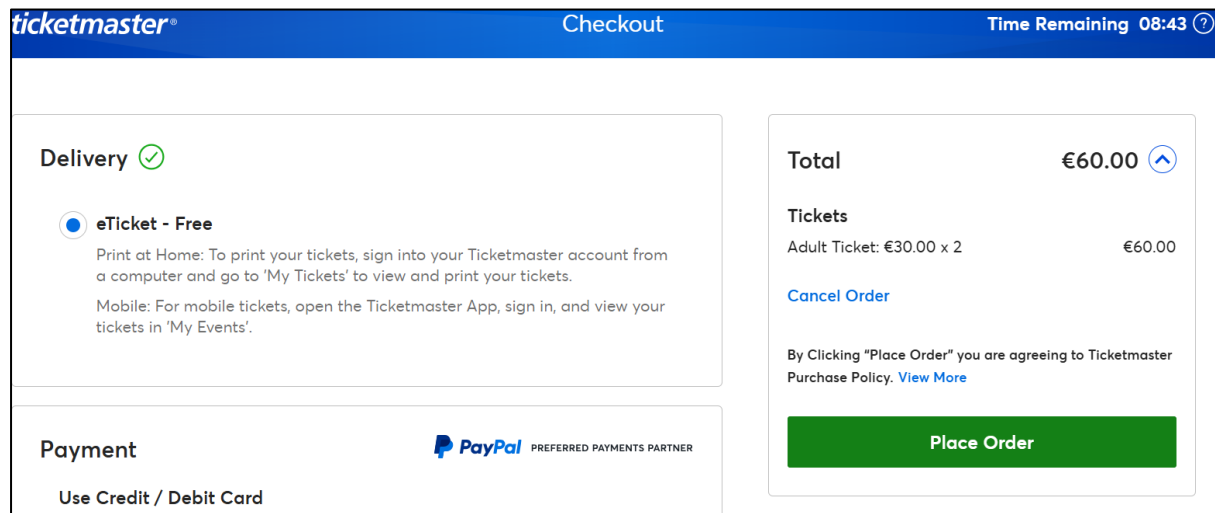
Step 2: Select the section you would like to sit in. Areas in blue signify that tickets are available in these sections.

We recommend for spectators with sensory needs to purchase tickets (where possible) for the Lower Cusack as this is where the Accessibility team are located.



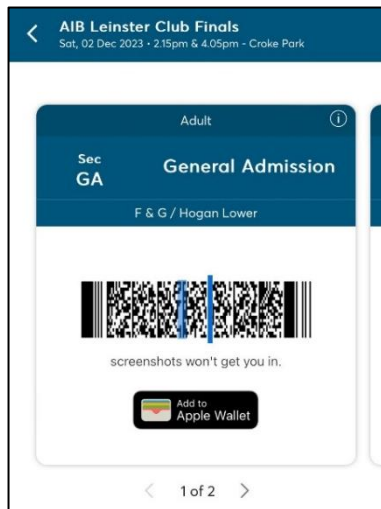
The screenshot shows the Ticketmaster website for the event "Meath V Louth - Leinster Gaa SFC Final & Leinster Lgfa Final" on Sun, 11 May 2025, 16:15 at Croke Park, Dublin. The page displays a seating chart with sections highlighted in blue. A sidebar on the right shows 181 results for 2 tickets, with a price of €30.00 each for the "Section HILL - STANDING" area. The "Lowest Price" tab is selected, and the "Best Seats" tab is also visible. The "Standard" filter is active, and the "All Ticket Types" dropdown is set to "All Ticket Types".

Step 3: To complete your purchase, you will need to login to your Ticketmaster account (or create one if you don't have one). Then enter your payment details and your order will be complete.



The screenshot shows the Ticketmaster checkout page. The "Delivery" section is marked with a green checkmark and offers "eTicket - Free" as the selected option. Below this, instructions for printing and mobile tickets are provided. The "Payment" section shows "PayPal" as the preferred payment partner, with a "Use Credit / Debit Card" option. The "Total" section displays a total of €60.00 for 2 adult tickets at €30.00 each. A "Cancel Order" link is available, and a green "Place Order" button is at the bottom right. A "Time Remaining 08:43" timer is shown in the top right corner.

Downloading / Saving Tickets



Your ticket will have your stand information, the section, the row and seat you are assigned.

You need to download your ticket to your phone in advance. The barcode on your phone ticket will continuously move and change.

Entry Routes & Arrival



Colour coded entry routes are in operation.

You should expect large crowds of people on the entry routes to the stadium. The earlier spectators arrive to the stadium, the less the crowds are.

Arriving to the Stadium



Event staff and Gardaí will be located on the roads around the stadium, they are there to assist you and can offer help and directional assistance.

Searches



Bag searches are in operation at all entrances to the stadium. Please have your bag open and ready to be searched.

Medical bags are permitted. If for any reason you cannot go through the search, please contact the security steward supervisor in the area.

Turnstiles



Entry to the stadium is via a turnstile. Please have your ticket ready on your phone in advance of entering the stile. The stiles personnel will scan your ticket for entry.

If for any reason you cannot go through a turnstile, please contact the turnstile supervisor in the area. They will be wearing a navy bib.

Inside the Stadium

Concourse Areas



They are open spaces for people to move around. There can be large crowds in these areas, particularly right before the game and at half time. The toilets, food and beverage units, bins and medical rooms are in this area.

Food and Beverage



There are a number of food and beverage units located throughout the concourse area, behind the seats.

Units can be very busy at peak times such as before the game and at half time. They are quiet with limited queues while the games are in play. They close after half time of the last game. There are a number of water fountains around the stadium to refill water bottles.

Toilets



There are a number of toilets and accessible toilets located throughout the stadium.

Medical



First Aid posts are in the following areas:

- Cusack Level 3 – 313
- Hogan Level 3 – 333
- Davin Level 7 – 724
- Hill 16 – Section A Concourse

Welfare Room



A welfare room is available on the Cusack Level 4 concourse. It is a quiet indoor space.

Our Team

The following teams will be able to help you while you are in the stadium.

Accessibility Team



Customer Care Team



Voluntary Stewards



Community Team



Sensory Room

Croke Park's Sensory Room (Cú Chulainn's Corner) is designed for spectators with sensory processing needs and / or spectators who need an area to decompress. The room is designed for adults and children and is wheelchair accessible.



To access the room, spectators should go to either of the Customer Care booths. They are located on the Inner Cusack Concourse opposite the Museum and the Hogan Level 3 concourse. From here a member of our Customer Care team will bring you to the Museum.



ADC Commentary

Audio Descriptive Commentary (ADC) is a specialised form of commentary, specific for blind and vision impaired fans to provide them with a fully immersive game experience. It must be prebooked on the website. Pre booked headsets can be collected from the Cusack / Hogan Customer Care Booths.

Noise

The stadium can be a very noisy place on match day. Noise cancelling headphones are permitted in all areas of the stadium. Disposable ear buds are located at the Customer Care booths on the Hogan Level 3 concourse and the Cusack Ground level concourse for anyone who may require them.

For those who need a quieter space while attending the game. The following areas may be suitable depending on individual requirements:

- Welfare Room – located on level 4 of the Cusack stand, it is an indoor quiet space.
- GAA Museum – located on the ground floor of the Cusack stand, it is an indoor space
- Hogan Level 3 / 7 concourses are quiet while the game is in play (they are busy prior and post the game and at half time. They are outdoor spaces.
- Cusack Ground level and Level 7 concourses are quiet while the game is in play (they are busy prior and post the game and at half time. They are outdoor spaces.

Visuals

The stadium is predominantly outdoors and has an abundance of natural light. Where there is low light or darkness there is a mix of fluorescent and LED lights. For nighttime / evening games, the pitch side floodlights will be in operation.

There are a number of suites and areas with windows in the stadium, where there is glare from the sun, blinds are in place to regulate the light.



Some areas of the pitch seating are more enclosed with roofs while others are open to the natural elements, leading to differences in the level of natural light in certain areas, which would allow people to choose areas that would suit their needs more.

The walls of the stadium are predominantly made up of neutral colours with some decoration and information in certain areas. There is signage to help people navigate the environment, provide health and safety advice, and instructions.

The wearing of sunglasses is permitted.

Smells

There are no significant smells in the stadium other than the usual food scents you would expect at a restaurant.

If you are seated close to the pitch, there may be a smell of fresh grass.